

Atlas

Lighting Products



Energy Saving Flood Lights

FL | FLM | FLMR | FLLS | FLDX | FLL | FLLX



Manufactured in USA

Atlas offers a wide selection of energy saving lighting products that are sold only through distributors. These products are manufactured in our USA facility which allows for extensive quality testing as well as faster delivery and quicker turn around on special build items.

MANUFACTURING



TESTING



FL Series



quick SHIP Products

CATALOG #	DESCRIPTION	VOLTS	BALLAST	LAMP
Pulse Start				
FL-50MHQPK	50 watt PS	Quad	HX-NPF	MH50/U/M
FL-70MHQPK	70 watt PS	Quad	HX-NPF	MH70/U/M
FL-100MHQPK	100 watt PS	Quad	HX-NPF	MH100/U/M
High Pressure Sodium				
FL-70HPK	70 watt HPS	120	R-NPF	C70S62/M
FL-100HPK	100 watt HPS	120	R-NPF	C100S54/M
FL-150HPK	150 watt HPS	120	R-NPF	C150S55/M
Fluorescent				
FL-42FEUPK	42 watt FL	Univ.	Prog. Start	PLT42W/41

*See the **green market** Buyers Guide for more available wattages

WATTAGES

50 - 100 watts Pulse Start
35 - 150 watts HPS
26 - 42 watts Fluorescent

CONSTRUCTION

Die Cast Aluminum Housing
Hinged Face Frame
One Piece Aluminum Reflector
1/2" Heavy Duty Knuckle

ELECTRICAL

UL Listed for Wet Locations

DIMENSIONS

7.45"h x 9.68"w x 7.21"d

FLM Series



quick SHIP Products

CATALOG #	DESCRIPTION	VOLTS	BALLAST	LAMP
Pulse Start				
FLM-70MHQPK	70 watt PS	Quad	HX-HPF	MH70/U/M
FLM-100MHQPK	100 watt PS	Quad	HX-HPF	MH100/U/M
FLM-150PQPK	150 watt PS	Quad	HX-HPF	MS150/U/M
High Pressure Sodium				
FLM-70HPK	70 watt HPS	120	R-NPF	C70S62/M
FLM-100HQPK	100 watt HPS	Quad	HX-HPF	C100S54/M
FLM-150HPK	150 watt HPS	120	R-NPF	C150S55/M
FLM-150HQPK	150 watt HPS	Quad	HX-HPF	C150S55/M
Fluorescent				
FLM-84FEUPK	84 watt FL	Univ.	Prog. Start	(2) PLT42W/41

For Slipfitter Add Suffix "S" | *See the **green market** Buyers Guide for more available wattages

WATTAGES

70 - 150 watts Pulse Start
70 - 150 watts HPS
52 - 84 watts Fluorescent

CONSTRUCTION

Die Cast Aluminum Housing
Hinged Face Frame
Tempered Glass Lens
1/2" Heavy Duty Knuckle
or Slipfitter

ELECTRICAL

UL Listed for Wet Locations

DIMENSIONS

10.19"h x 9.04"w x 7.05"d

WATTAGES

70 - 150 watts PS
70 - 150 watts HPS

CONSTRUCTION

Die Cast Aluminum Housing
Hinged Face Frame
Architectural Styling
½" Heavy Duty Knuckle

ELECTRICAL

UL Listed for Wet Locations

DIMENSIONS

9.05"h x 11.8"w x 11.5"d



quick SHIP Products

CATALOG #	DESCRIPTION	VOLTS	BALLAST	LAMP
Pulse Start				
FLMR-70MHQPK-K	70 watt PS	Quad	HX-HPF	MH70/U/M
FLMR-100MHQPK-K	100 watt PS	Quad	HX-HPF	MH100/U/M
FLMR-150PQPK-K	150 watt PS	Quad	HX-HPF	MS150/U/M
High Pressure Sodium				
FLMR-100HQPK-K	100 watt HPS	Quad	HX-HPF	C100S54/M
FLMR-150HQPK-K	150 watt HPS	Quad	HX-HPF	C150S55/MI

*See the **green market** Buyers Guide for more available wattages

FLMR Series

WATTAGES

50 - 100 watts Pulse Start
70 - 100 watts HPS
84 watts Fluorescent

CONSTRUCTION

Die Cast Aluminum Housing
Hinged Face Frame
Architectural Styling
Slipfitter Fits 2 ¾" Tenon

ELECTRICAL

UL Listed for Ground Mounting
Pre-wired with Cord

DIMENSIONS

14"h x 11.8"w x 11.5"d



quick SHIP Products

CATALOG #	DESCRIPTION	VOLTS	BALLAST	LAMP
Pulse Start				
FLMR-70MHQPK	70 watt PS	Quad	HX-HPF	MH70/U/M
FLMR-100MHQPK	100 watt PS	Quad	HX-HPF	MH100/U/M
FLMR-150PQPK	150 watt PS	Quad	HX-HPF	MS150/U/M
High Pressure Sodium				
FLMR-100HQPK	100 watt HPS	Quad	HX-HPF	C100S54/M
FLMR-150HQPK	150 watt HPS	Quad	HX-HPF	C150S55/MI

*See the **green market** Buyers Guide for more available wattages

FLLS Series



quick SHIP Products

CATALOG #	DESCRIPTION	VOLTS	BALLAST	LAMP
Pulse Start				
FLLS-70MHQPK	70 watt PS	Quad	HX-HPF	MH70/U/M
FLLS-100MHQPK	100 watt PS	Quad	HX-HPF	MH100/U/M
FLLS-150PQPK	150 watt PS	Quad	HX-HPF	MS150/U/M
High Pressure Sodium				
FLLS-100HQPK	100 watt HPS	Quad	HX-HPF	C100S54/M
FLLS-150HQPK	150 watt HPS	Quad	HX-HPF	C150S55/M

For Slipfitter Add Suffix "S"

*See the **green market** Buyers Guide for more available wattages

WATTAGES

70 - 150 watts PS

70 - 150 watts HPS

CONSTRUCTION

Die Cast Aluminum Housing

Hinged Face Frame

Tempered Glass Lens

ELECTRICAL

UL Listed for Ground Mounting

Pre-wired with Cord

DIMENSIONS

20.25"h x 12.48"w x 5.53"d

FLDX Series



quick SHIP Products

CATALOG #	DESCRIPTION	VOLTS	BALLAST	LAMP
Pulse Start				
ⓔ FLDX-250PQPK	250 watt PS	Quad	CWA	MS250/H
ⓔ FLDX-320PQPK	320 watt PS	Quad	CWA	MS320/H
ⓔ FLDX-400PQPK	400 watt PS	Quad	CWA	MS400/H
High Pressure Sodium				
FLDX-250HQPK	250 watt HPS	Quad	CWA	C250S50
FLDX-400HQPK	400 watt HPS	Quad	CWA	C400S51

*See the **green market** Buyers Guide for more available wattages

WATTAGES

200 - 400 watts Pulse Start

250 - 400 watts HPS

CONSTRUCTION

Die Cast Aluminum Housing

Hinged Face Frame

Trunion Mount

Uses Standard Size Lamp

ELECTRICAL

Easy Access Wiring Compartment

Pre-wired with Cord

UL Listed for Ground Mounting

DIMENSIONS

10.28"h x 16.25"w x 10.76"d

WATTAGES

200 - 400 watts PS

26 - 42 watts HPS

CONSTRUCTION

Die Cast Aluminum Housing

Hinged Face Frame

Tempered Glass Lens

High Output Reflector

ELECTRICAL

UL Listed for Ground Mounting

Pre-wired with Cord

DIMENSIONS

22.5"h x 16.44"w x 6.89"d



quick SHIP Products

CATALOG #	DESCRIPTION	VOLTS	BALLAST	LAMP
Pulse Start				
ⓔ FLL-250PQPK	250 watt PS	Quad	CWA	MS250/H
ⓔ FLL-320PQPK	320 watt PS	Quad	CWA	MS320/H
ⓔ FLL-350PQPK	350 watt PS	Quad	CWA	MS350/H
ⓔ FLL-400PQPK	400 watt PS	Quad	CWA	MS400/H
High Pressure Sodium				
FLL-400HQPK	400 watt HPS	Quad	CWA	C400S51

For Slipfitter Add Suffix "S"

*See the **green market** Buyers Guide for more available wattages

FLLX Series

WATTAGES

750 - 1000 watts Metal Halide

750 - 1000 watts HPS

CONSTRUCTION

Die Cast Aluminum Housing

Threaded Apertures for
Conduit & Photo Control

Corrosion Resistant

Borosilicate Glass Lens

ELECTRICAL

UL Listed for Ground Mounting

Pre-wired with Cord

DIMENSIONS

29.19"h x 23.69"w x 6.89"d



quick SHIP Products

CATALOG #	DESCRIPTION	VOLTS	BALLAST	LAMP
Metal Halide				
FLLX-1000MHQPKT	1000 watt MH w/ Trunion	Quad	CWA	MH1000/U
FLLX-1000MHQPKS	1000 watt MH w/ Slipfitter	Quad	CWA	MH1000/U
High Pressure Sodium				
FLLX-1000HQPKT	1000 watt HPS w/ Trunion	Quad	CWA	C1000S52
FLLX-1000HQPKS	1000 watt HPS w/ Slipfitter	Quad	CWA	C1000S52

*See the **green market** Buyers Guide for more available wattages

Brackets



RSR Brackets

CATALOG #	DESCRIPTION	FINISH	# TENONS	TENON SIZE	WT./ LBS.
500-015BZ	2 In Line RSR Bracket	Bronze	2 In Line	2 3/8"	20
500-051BZ	3 In Line RSR Bracket	Bronze	3 In Line	2 3/8"	31
500-016BZ	3 Arm RSR Bracket	Bronze	3 @ 120°	2 3/8"	39
500-027BZ	4 Arm RSR Bracket	Bronze	4 @ 90°	2 3/8"	48



Bullhorn Brackets

CATALOG #	DESCRIPTION	FINISH	# TENONS	TENON SIZE	WT./ LBS.
500-011BZ	2 In Line Bullhorn	Bronze	2 In Line	2 3/8"	20
500-012BZ	3 In Line Bullhorn	Bronze	3 In Line	2 3/8"	31
500-052BZ	3 Arm Bullhorn	Bronze	3 @ 120°	2 3/8"	33
500-022BZ	4 Arm Bullhorn	Bronze	4 @ 90°	2 3/8"	43



Side Mount Brackets

CATALOG #	DESCRIPTION	FINISH	STD. PKG.
500-050BZ	Right Angle Bracket (for Pole)	Bronze	1
500-054BZ	4" Side Tenon Mount Bracket	Bronze	1
500-055BZ	8" Side Tenon Mount Bracket	Bronze	1
500-060G	Side Angle Bracket	Galvanized	1
500-018BZ	Right Angle Bracket (for Wall)	Bronze	1



Pole Top Brackets

CATALOG #	DESCRIPTION	FINISH	I.D. (IN.)	WT./ LBS.
500-008BZ	Tenon Adapter for Round Poles	Bronze	—	9
500-009BZ	Tenon Adapter for 4" Square Poles	Bronze	—	9
280-016-1	Slipfitter for FLL/FLLS	Bronze	2 3/8"	2.9
280-032	Adjustable Post Top Fitter 1/2" Threaded Apertures	Bronze	2 1/2" - 3 1/2"	1.2
320-009	Slipfitter for FLLX	Bronze	2 3/8"	2.6



Wood Pole Brackets

CATALOG #	DESCRIPTION	FINISH	WT./ LBS.
500-006G	Cross Arm Bracket-Steel	Galvanized	14
500-007G	Single Flood Light Bracket	Galvanized	15



Glare Shields

CATALOG #	DESCRIPTION	FINISH
320-019	Glare Shield for FL Series	Bronze
320-020	Glare Shield for FLM Series	Bronze
320-001	Glare Shield for FLDX Series	Bronze
320-007	Glare Shield for FLL Series	Bronze
320-025	Glare Shield for FLLX Series	Bronze



Face Frame Assemblies

CATALOG #	DESCRIPTION	FINISH
210-001	FL Face Frame Assembly	Bronze
210-004	FLM Face Frame Assembly	Bronze
210-002	FLDX Face Frame Assembly	Bronze
210-003	FLL Face Frame Assembly	Bronze
210-014	FLLX Face Frame Assembly	Bronze
210-022	FLLS Face Frame Assembly	Bronze



Baffles

CATALOG #	DESCRIPTION	FINISH
320-005	Baffle for FLL Series	Bronze
320-024	Baffle for FLLX Series	Bronze



Wireguard

CATALOG #	DESCRIPTION	STD. PKG.
320-022	Wireguard for FL Series	1
320-021	Wireguard for FLM Series	1
320-002	Wireguard for FLDX Series	1
320-006	Wireguard for FLL Series	1
320-023	Wireguard for FLLX Series	1

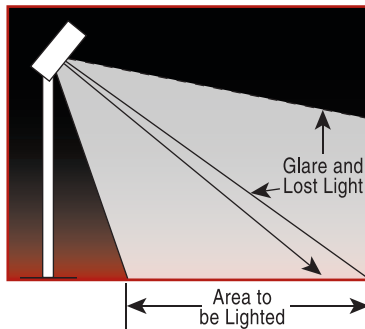


Mounting

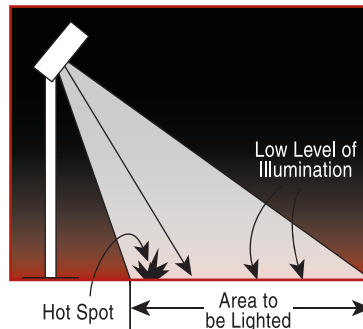
CATALOG #	DESCRIPTION	FINISH
FP19BL	17 1/2" Pedestal w/ 1 Piece Molded Cap; 1/2" Threaded NPS for Fixture Mounting	Black
280-032	Adjustable Post Top Fitter 1/2" Threaded Apertures	Bronze
320-004	Large Trunion for FLDX	Bronze
320-035BZ	Slipfitter for FLDX	Bronze
280-016-1	Slipfitter for FLL/FLLS	Bronze
280-017	Trunion for FLL/FLLS	Bronze
320-009	Slipfitter for FLLX	Bronze
320-010	Trunion for FLLX	Bronze

Optical Design

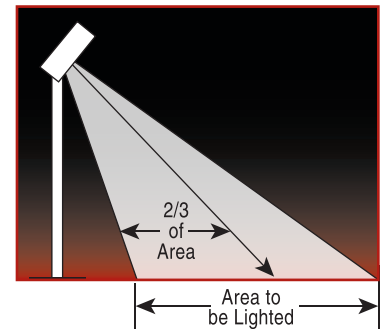
Atlas flood lights have optical designs that provide their best performance when aimed within a certain range.



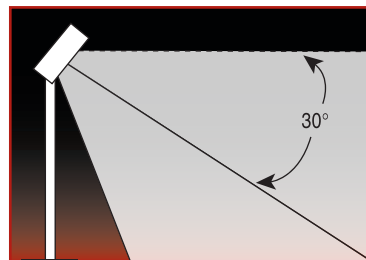
When luminaire is aimed at the far side, light loss is substantial.



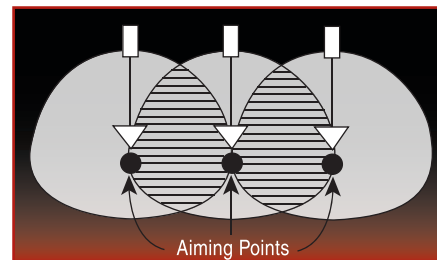
When luminaire is aimed at the near side, the far side will not receive adequate illumination.



A good "rule of thumb" is to aim the luminaire two thirds the distance across the area to be illuminated.



To provide visual comfort on all floods aim luminaire at least 30° below the horizontal.



Acceptable uniformity is achieved when flood lights are aimed in such a way that the isofootcandle curves of adjacent luminaires overlap.

Flag Lighting

NOTES:

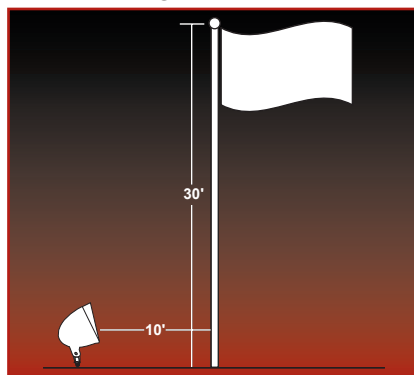
- Flags should be illuminated approximately 5 times its surrounding ambient level.
- Reduce glare and conceal the light source by using a fixture equipped with a glare shield.

WATTAGE

POLE HEIGHT	RECOMMENDED WATTAGE
20'	150 watt PS
25'	150 watt PS
30'	150 watt PS
35'	150 watt PS
40'	150 watt PS
50'	250 watt PS
60'	400 watt PS

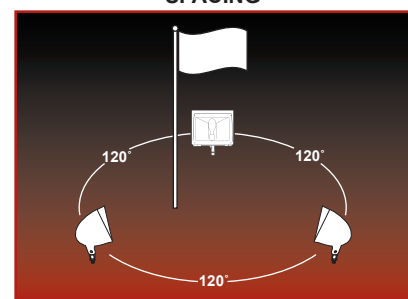
Narrow distribution (such as Type III) or a spot flood are recommended.

SET BACK



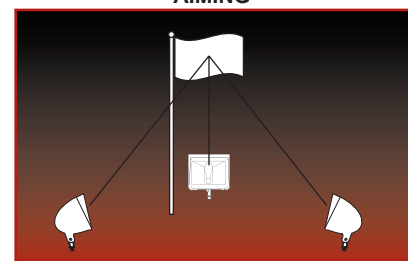
Fixtures should be installed with a set back of 1/3 to 1/2 of the height of the pole.

SPACING



Three fixtures are recommended to provide adequate coverage on all sides of the flag.

AIMING



Fixtures should be aimed at the center of the flag.

Energy Efficiency *Comparison Charts*

	100w Incandescent	26w FL
Lamp Life	1,000 hrs	12,000 hrs
Start Up Time	Instant	Instant
Restrike Time	Instant	Instant
CRI	100	82
Color Temperature	2,700k	4,100k
Initial Lumens	1,720	1,780
Mean Lumens	1,600	1,680
Lumens/Watt	16	64.62
Watts/Fixture	100	26
Cost/Year*	\$23.36	\$6.07

*Based On: 8 hours per day | 365 days per year | \$0.08 per kWh

	50w MH	42w FL
Lamp Life	5,000 hrs	12,000 hrs
Start Up Time	3-5 minutes	Instant
Restrike Time	15-20 minutes	Instant
CRI	70	82
Color Temperature	4,200k	4,100k
Initial Lumens	3,400	3,200
Mean Lumens	2,700	2,752
Lumens/Watt	39.13	65.52
Watts/Fixture	69	42
Cost/Year*	\$16.12	\$9.81

*Based On: 8 hours per day | 365 days per year | \$0.08 per kWh

	70w MH	52w FL
Lamp Life	10,000 hrs	12,000 hrs
Start Up Time	3 - 5 minutes	Instant
Restrike Time	15 - 20 minutes	Instant
CRI	70	82
Color Temperature	4,100k	4,100k
Initial Lumens	5,000	3,560
Mean Lumens	4,000	3,360
Lumens/Watt	38.636	64.62
Watts/Fixture	88	52
Cost/Year*	\$20.56	\$12.15

*Based On: 8 hours per day | 365 days per year | \$0.08 per kWh

	100w MH	84w FL
Lamp Life	10,000 hrs	12,000 hrs
Start Up Time	3-5 minutes	Instant
Restrike Time	15-20 minutes	Instant
CRI	70	82
Color Temperature	4,200k	4,100k
Initial Lumens	7,800	6,400
Mean Lumens	5,600	5,504
Lumens/Watt	43.4	65.52
Watts/Fixture	129	84
Cost/Year*	\$30.13	\$19.62

*Based On: 8 hours per day | 365 days per year | \$0.08 per kWh

Customizable *Printed Material*



BROCHURES

Promote and educate your customers with custom marketing material personalized with your company logo.



FLYERS



POSTCARDS



PO Box 2348 | Burlington, NC 27216
1406 S. Mebane Street | Burlington, NC 27215
800-849-8485 | fax 336-227-0110
www.atlaslightingproducts.com
Atlas Cat. #: 452-107
